




































Trowel Notch Sizes

A good adhesive adheres even better when used with the right applicator. Below is the selected series of notch sizes determined by the Technical Commission on Construction Adhesives (TKB). Notched trowels and strips according to the uniform TKB designation are supplied by all leading tool manufacturers.



Group A						Group R					
A 1		1,1	1,5	0,5	55°	R 2		5,0	4,0	2,0	R
A 2		1,4	1,7	1,3	55°	R 3		5,0	6,0	2,4	U
						R 4		6,0	6,0	2,4	U
Group B						Group S					
B 1		2,0	2,4	2,6	55°	S 2		3,35	4,2	0,1	60°
B 2		2,55	3,0	2,0	55°						
B 3		3,25	3,7	3,3	55°						
B 5		5,15	5,7	14,3	55°						
B 11		5,0	6,1	7,9	60°						
B 13		6,5	7,1	11,4	55°						
B 15		6,3	5,6	6,9	45°						
B 5 Specialty Trowel Blade		5,15	5,7	14,3	55°	Special notch sizes from Pajarito					
						7		4,7	2,8	0,2	
						25		3,8	5,7	0,3	